

# Lexington Flying Club Newsletter

## April / May 2025

**Edited By Mike Proctor**

Revised: 4 / 9 / 2025

Click Refresh or Reload for the Latest Updates

### Spring Wash/Wax Event – Sunday, April 27<sup>th</sup>, 1-4 pm

*Our spring wash and wax event will be held the last Sunday in April , 4/27/25 from 1 to 3pm RAIN OR SHINE. If you have step ladder that would help reach the top of the Cessna wings, or a spare soft terrycloth towel for drying, or a shop vac, those are very helpful. Remember, if you attend one of the two sessions each year you break even. If you attend both, you'll receive a \$50 flying credit. If you miss both, you'll incur a \$50 penalty. The Fall wash/wax event will be the last Sunday in September, so mark your calendars !*

---

### May Monthly Meeting – Tuesday the 8th

*In May we hold our Annual Membership meeting. This year there is an event honoring a long time supporter of Bluegrass Airport and we are waiting to see if that event matches the timing of our Annual meeting. Bottomline, stay tuned as we determine what kind of event we will have in May.*

---

### Two Videos to Help You Get Up To Speed on the FSP Scheduling System

*Here are two videos to help you understand how to schedule a reservation and one on how to use the "check out / check in " process that is mandatory in order to document your tach times.*

[Getting Around the Schedule on Flight Schedule Pro v4 - YouTube](#)

[How to check out/in aircraft in Flight Schedule Pro \(loom.com\)](#)

Each new member is being asked to review this PDF file on the need to be very conscientious about checking each reservation first out and then back in [Click Here for that file](#)

---

## **Additional Info available on member activity – Might need to use Chrome Browser**

*As we work on making our Member Bills easier to understand in the new Quickbooks system, we are going to post an excel spreadsheet showing much more detail about each flight billed and each gas purchase credited. Here is the link to the password protected spreadsheet. It will be available after the monthly bills are emailed to you.*

<http://www.lexingtonflyingclub.org/Content/newsletter/April 2025 Member Data.pdf>

<http://www.lexingtonflyingclub.org/Content/newsletter/March 2025 Member Data.pdf>

<http://www.lexingtonflyingclub.org/Content/newsletter/February 2025 Member Data.pdf>

---

## **How to tie a ramp tie-down knot (Animated)**

Click on this link to watch animation on how to tie two great knots (a bowline and a double locking half hitch) to secure our airplanes on the ramp. [https://www.aerotoons.com/blog/tiedown\\_knots.html](https://www.aerotoons.com/blog/tiedown_knots.html)

---

## **Flight Schedule Pro “hides” your reservations**

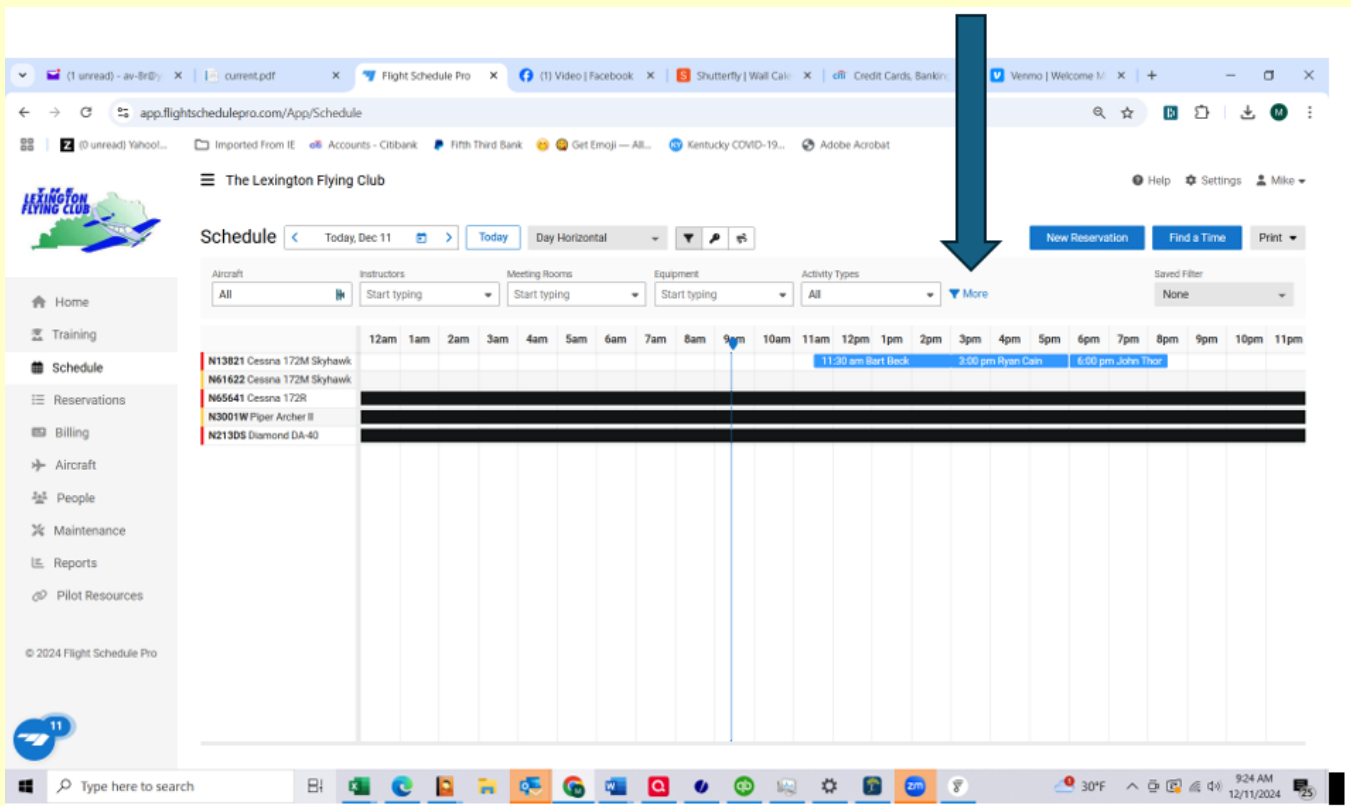
*If an LFC Officer has to place a maintenance reservation bumping you from the schedule, your reservation is placed on " Standby "*

*If you then try to reserve another plane at the same time, it won't let you do it; you'll need to cancel the " Standby " reservation first.*

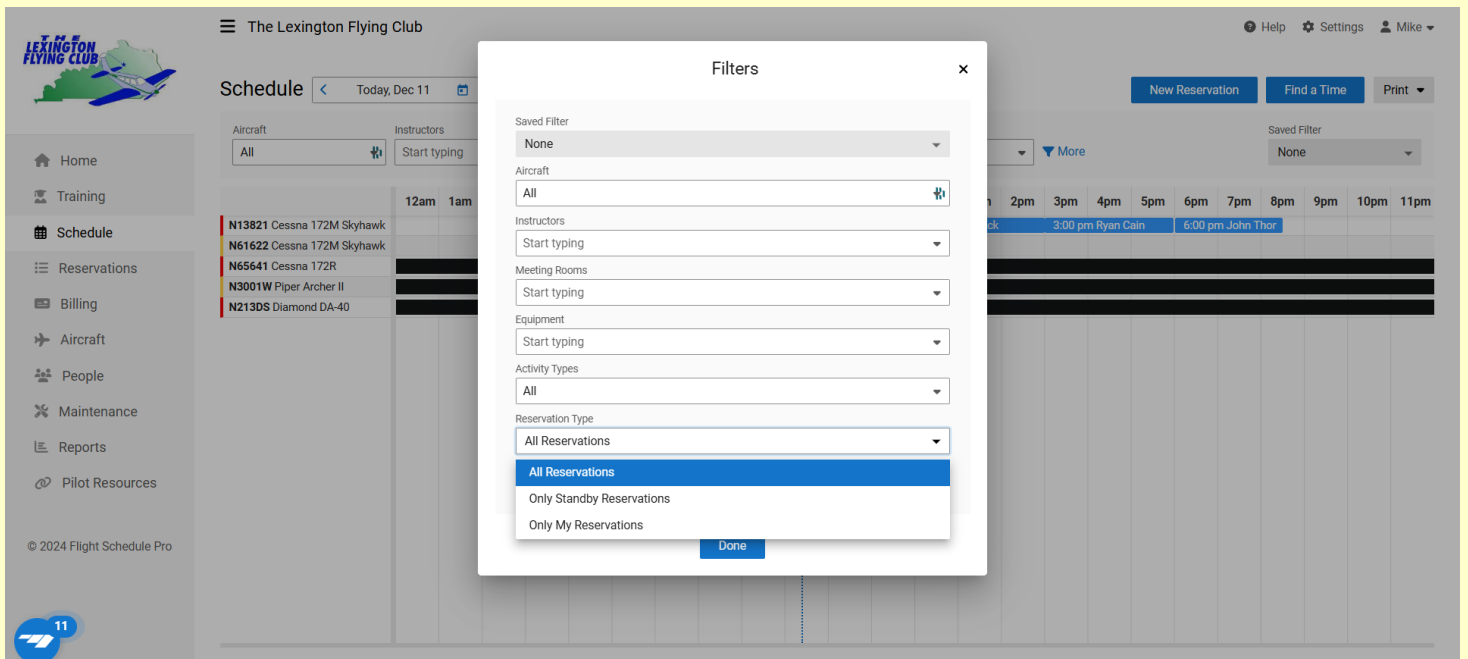
*The problem is: You can't see it !*

*So you'll have to change the filter on the reservations and change it to view " Only Standby Reservations "*

*Click on the " More " item as shown below...*



Then select " Only Standby Reservations " as shown below ...



## **\$.25 Will get you Re-fueling service from the Avgas truck**

Now that an av-gas fuel truck is available at WestLex, you have the option of re-fueling yourself at the self-serve fuel pump or you can call for the truck and have them re-fuel you in your tie-down spot. They charge \$0.25/gallon for the service over and above the self-serve price.

There will probably be times when that service is well worth it !

## **Reminder: Make sure this info is on every gas receipt that you turn in**

- 1) Your Name (printed but not a signature )
- 2) Transaction Date

- 3) Tail number
- 4) # of gallons purchased
- 5) \$\$ amount of the purchase

Preferable way to send in the receipts is to drop them off in the cash box on top of the supply cabinet in the back right corner of our hangar. If you have to email them, send images of the receipts to our Club Officer Mike Smith at [mike@photonetcafe.com](mailto:mike@photonetcafe.com)

---

## Club is offering five options to pay your LFC Bill

- 1) ACH Payment: For a monthly cost of less than a stamp and a check, (\$0.45), you can sign up and have your bill payment automatically deducted from your checking account on the 25<sup>th</sup> of each month. Click [here](#) to see the form to fill out. Snail-mail or e-mail that form back to us along with a voided check for the account you wish to use. The process will be automatic until you tell us otherwise.
  - 2) Zelle or Venmo or Paypal E-Payment: You can send your payment electronically; contact [Mike Proctor](#) for the "address" for that option.
  - 3) Snail Mail Check / Money Order to Club PO Box
  - 4) Drop Check / Money Order off in Cash Box in our hangar
  - 5) Use your Bank's bill pay system to have them send an electronic payment to PO Box
- 

## Here the trick; how to seamlessly open the hangar door lock

Larry Sward passed along this great tip for getting into the hangar with no hassles. When you insert the key into the lock, turn it 90 degrees clockwise and, with the key in that position, pull down on the door handle. Voila ! Failure to turn key in the right direction or not pulling the handle with the key in the right position can cause problems for you.

---

## To Satisfy Badge Audit: Request for Badge Number and Expiration Date

LFC Badge Holders: When you first get your badge **AND** when you renew your badge, please go to the club website and click on the "HELLO xxx" link at the top right of the page. Click on "edit details" and scroll down to where you see your badge info; update the badge number and the expiration date; then be sure to click on the **SAVE** button to save your entries. The airport requires us to tell them what our members badge numbers are and the expiration dates in two badge audits each year. Your input here will make those audits go MUCH smoother! Here is a link to a video showing how it is done. <https://youtu.be/j7kCeX-TCeM>

---

## Membership News - We need **5** members

Coleton Arbaugh and Emma Harris, two of our Associate Members, have upgraded. Coleton to Restricted and Emma to Full Membership.

Please welcome Colin Wilhelm as our latest Associated Member.

Please welcome **Chris Davis, Logan Sanders, Britney Howard, Reece Turner, Abel Zapata, Blake Dennard, Russ Duterte, Patrick Braden, Will Stephens, and Owen Stinnett** as our latest Restricted Members.

Reid Myers moved up from Special Membership to Full membership.

Gabe Spicer and Hayden Janes reactivated their Full Membership.

Owen Stinnett and Tim Hahn are moving up from Restricted to Full Membership.

Please welcome Sean Mackey, William Jones, Matthew Monteleone, Julie Callihan, and Abhishek Mahar as our latest FULL Members.

Chase Cardin passed the ATP checkride. Chandler Caraway, Ed Taylor and Wes Farley passed the Instrument Checkride. Emma Harris, Coleton Arbaugh, Andrew Rabiner, Madeline Elliot and Elias Richardson passed the Private Checkride. \$50 flying credits are awarded for these milestones !

Greg Bourland and David Cornett passed the CFI checkride. Reid Myers and Valerie Salven completed a Wings level. CFI Chris Campbell has completed 2 more Wings Levels ! . [Click here for details about the new WINGS program.](#)

Austin Burchett recruited Donald Godbey, Ed Taylor recruited Landen Watts, Nathan Hoskins recruited Landon Lindsey, Reid Myers recruited Nicolo Semeraro; Jon Hollingsworth recruited Roger Smith;

Remember, you get a \$30 or \$60 flying credit for recruiting a new member, so keep your recruiting hat on.

We keep an up-to-date roster, click on the [MEMBER AREA](#) tab on the club website.

---

## **Tie-down Ropes replaced with Straps ( Watch the video)**

*Over the years, we have found that pilots don't use the proper tie-down rope hitches and then the birds flop around in the wind with loose ropes. To address that issue, the tie-down ropes for our birds have been replaced with strips that are more reliably tightened and remain so. Here is a video to show you the new straps and how to use them.*

[LFC Straps being used as tie-down ropes](#)

---

## **Airport Badging Office, is now offering ability to schedule appointments with their office online**

Click on the link below to see the online scheduling system to make an appointment with the KLEX badging office.

<https://outlook.office365.com/book/badgingappointments@bluegrassairport.com/>

After your appointment is confirmed, you'll still have to go in, but they are trying to cut down on the number of incoming phone calls they get and hope this system will allow many badge applicants to make contact with them online instead of by phone.

---

## **Insurance policy documents available to peruse**

*Here are two documents that provide information on our 2024-25 Club insurance policy.*

[Policy Endorsement pages](#)

[Insurance Policy](#)

---

## Nathan Hoskins – Teacher of the Year

*Our very own Nathan Hoskins garnered high accolades for his work with high school students. Check out this link to TV coverage of his award.*

<https://www.youtube.com/watch?v=rSwQLCDeb7M>

---

## FAA provides a link to find Designated Pilot Examiners

When it is time to take a checkride, you'll have to find a DPE and schedule a checkride with him/her. The FAA has a link you can use:

<https://designee.faa.gov/#/designeeLocator>

As of mid-November 2024, here is an image of the results of using that link and searching in Kentucky.

Designee Name ↑↓	Address ↑↓	Phone / Email ↑↓	Function(s) Authorized	Office Name ↑↓
<input type="text" value="Designee"/>	<input type="text" value="Address"/>	<input type="text" value="Phone/Email"/>		<input type="text" value="Office"/>
Stephen Michael Graham	2700 Gast Blvd, Louisville, KY, 40205	(502) 641-2738, stephen200602@gmail.com	DPE-SPE-ASEL,DPE-PE-ASEL	INDIANAPOLIS FSDO GL-11 / INDIANAPOLIS FSDO
Sean Edward Howard	124 Madison Airport RD, Richmond, KY, 40475	(859) 227-8070, boomer223@icloud.com	DPE-PE-ASEL,DPE-CIRE-ASEL,DPE-SPE-ASEL	LOUISVILLE FSDO CE-17 / LOUISVILLE FSDO
Stephen Paul Colson	P.O. BOX 219 200 Hardy Roberts Dr, WEST PADUCAH, KY, 42086	(618) 203-0430, SCOLSON@MIDWESTSTAVIATION.NET	DPE-FIEI-ASE,DPE-CIRE-ASEL,DPE-PE-ASEL,DPE-FIE-ASE,DPE-FIRE,DPE-RPE,DPE-GIE	LOUISVILLE FSDO CE-17 / LOUISVILLE FSDO
Bradley Vernon Kramer	2154 Hwy 136 W, Henderson, KY, 42420	(812) 483-8855, BRADLEY.V.KRAMER@GMAIL.COM	DPE-FIE-AME,DPE-CIRE-ASEL,DPE-FIE-ASE,DPE-FIEI-AME,DPE-CIRE-AMEL,DPE-ATPE-AMEL,DPE-PE-ASEL,DPE-PE-AMEL,DPE-FIEI-ASE,DPE-FIRE,DPE-GIE	LOUISVILLE FSDO CE-17 / LOUISVILLE FSDO
Randall Sizemore	124 Madison Airport Road, Richmond, KY, 40476	(502) 291-6971, randysizemoreusa@gmail.com	DPE-FIEI-ASE,DPE-PE-AMEL,DPE-FIEI-AME,DPE-FIE-AME,DPE-CIRE-AMEL,DPE-PE-ASEL,DPE-ATPE-ASEL,DPE-FIE-ASE,DPE-ATPE-AMEL,DPE-CIRE-ASEL,DPE-ATPE-RH,DPE-PE-RH,DPE-FIE-RH,DPE-CIRE-RH,DPE-CE-RH,DPE-FIEI-RH,DPE-CE-LTAB,DPE-PE-LTAB,DPE-MCE,DPE-RPE,DPE-FIRE,DPE-GIE,DPE-FPE,DPE-SMFT	LOUISVILLE FSDO CE-17 / LOUISVILLE FSDO
Randall Sizemore	2700 Gast Boulevard, Louisville, KY, 40205	(502) 291-6971, randysizemoreusa@gmail.com	DPE-FIEI-ASE,DPE-PE-AMEL,DPE-FIEI-AME,DPE-FIE-AME,DPE-CIRE-AMEL,DPE-PE-ASEL,DPE-ATPE-ASEL,DPE-FIE-ASE,DPE-ATPE-AMEL,DPE-CIRE-ASEL,DPE-ATPE-RH,DPE-PE-RH,DPE-FIE-RH,DPE-CIRE-RH,DPE-CE-RH,DPE-FIEI-RH,DPE-CE-LTAB,DPE-PE-LTAB,DPE-MCE,DPE-RPE,DPE-FIRE,DPE-GIE,DPE-FPE,DPE-SMFT	LOUISVILLE FSDO CE-17 / LOUISVILLE FSDO

Randall Sizemore	2900 Moran Avenue, Louisville, KY, 40205	(502) 291-6971, randysizemoreusa@gmail.com	DPE-FIEI-ASE,DPE-PE-AMEL,DPE-FIEI-AME,DPE-FIE-AME,DPE-CIRE-AMEL,DPE-PE-ASEL,DPE-ATPE-ASEL,DPE-FIE-ASE,DPE-ATPE-AMEL,DPE-CIRE-ASEL,DPE-ATPE-RH,DPE-PE-RH,DPE-FIE-RH,DPE-CIRE-RH,DPE-CE-RH,DPE-FIEI-RH,DPE-CE-LTAB,DPE-PE-LTAB,DPE-MCE,DPE-RPE,DPE-FIRE,DPE-GIE,DPE-FPE,DPE-SMFT	LOUISVILLE FSD O CE-17 / LOU FSDO
Anthony David Brooks	519 Airport Road, Monticello, KY, 42633	(817) 899-8112, ANDY.BROOKS9@ATT.NET	DPE-PE-ASEL,DPE-CIRE-ASEL,DPE-FIRE,DPE-GIE	LOUISVILLE FSD O CE-17 / LOU FSDO
Jw Lynn	420 Airport Rd., Danville, KY, 40422	(859) 583-3361, jwlynnndpe@gmail.com	DPE-PE-ASEL,DPE-GIE,DPE-FIRE	LOUISVILLE FSD O CE-17 / LOU FSDO
James Kiper	14804 Forest Oaks Dr., Louisville, KY, 40245	(502) 552-0078, stevekiper@msn.com	DPE-PE-ASEL,DPE-GIE,DPE-FIRE	LOUISVILLE FSD O CE-17 / LOU FSDO
James Kiper	2700 Gast Blvd, Louisville, KY, 40205	(502) 552-0078, stevekiper@msn.com	DPE-PE-ASEL,DPE-GIE,DPE-FIRE	LOUISVILLE FSD O CE-17 / LOU FSDO
James Kiper	2805 Taylorsville Road, Louisville, KY, 40205	(502) 552-0078, stevekiper@msn.com	DPE-PE-ASEL,DPE-GIE,DPE-FIRE	LOUISVILLE FSD O CE-17 / LOU FSDO
Ryan Hobby	2154 Hwy 136W, Henderson, KY, 42420	(812) 589-9339, hobbs018@hotmail.com	DPE-CIRE-ASEL,DPE-PE-ASEL,DPE-GIE,DPE-FIRE	LOUISVILLE FSD O CE-17 / LOU FSDO
Wayne Lee Sherman	124 Madison Airport Road, 124 Madison Airport RD, Richmond, KY, 40475	(630) 248-1452, wayne.sherman14@gmail.com	DPE-PE-ASEL,DPE-CIRE-ASEL,DPE-GIE,DPE-FIRE	LOUISVILLE FSD O CE-17 / LOU FSDO
Wayne Lee Sherman	1520 Herrington Hls, Lancaster, KY, 40444	(630) 248-1452, wayne.sherman14@gmail.com	DPE-PE-ASEL,DPE-CIRE-ASEL,DPE-GIE,DPE-FIRE	LOUISVILLE FSD O CE-17 / LOU FSDO
William Robert McDonald	2700 Gast Blvd, Louisville, KY, 40205	(954) 325-8775, wmcdonald@ameriflight.com	DPE-CIRE-ASEL,DPE-PE-AMEL,DPE-CIRE-AMEL,DPE-ATPE-AMEL,DPE-FIE-AME,DPE-PE-ASEL	LAS VEGAS FSD O WP-19 / LAS FSDO

Showing 1 to 16 of 16 designees << < 1 > >> 25 ▾

## 152 Sold; Search Committee being formed

*We sadly say goodbye to our C-152; it is winging its way up to the Fleming Mason Airport to be a part of a new flight school there. We are in the process of forming a search committee for a replacement aircraft. N61622 will be designated as the primary trainer and we removed the \$8/hr surcharge on that airplane for our Restricted Members, effective September 1 2023.*

## Bad News from our Maintenance Shop; Hourly rates went up

*Thoroughbred Maintenance informed us that they are being forced to raise their hourly rates from \$93.75/hr to \$105.00/hr effective November 1<sup>st</sup> 2023. We adjusted our hourly rates to reflect this additional cost. Those rates went into effect on November 1<sup>st</sup> .*

Below is a chart with the new hourly tach rates:

Older C-172's - \$146.25  
 Newer C-172 - \$153.50  
 Archer - \$170.50  
 Diamond - \$169.75

## Copy of LFC Promissory Note on our website

We have 15 LFC members who have offered to loan the Club money to cover our

second and third engine replacements and an avionics upgrade to TAA status for N65641.

Here is a link to a copy of the LFC Promissory Note. Let Mike know if you are interested in loaning the club \$\$\$ at a 5% interest rate, knowing that you can get the principal back in 2 business days if you need it. Loans from \$5,000 to \$50,000 will be considered. The intent is to spread the opportunity around to as many members as wish to participate.

[2025 Version of the LFC Promissory Note](#)

---

## **Links to Get Familiar with new Avionics in N65641**

Hey Everyone,

N65641 has new avionics. There's going to be a learning curve with the new gear, so I recommend pilots hunt down some YouTube videos and spend a little time on the ground to familiarize themselves before they go flying. **There is no longer a vacuum system in the airplane. It has been replaced with an electronic ADAHRS system.**

Here's an overview of the changes:

**Garmin G5** - replaces the AI

**Garmin GI275** - replaces the DG

**Garmin GPS175** - replaces the KLN94 GPS

**Garmin GMX200** - replaced the KMD550 MFD

I've pulled together a few helpful resources.

**Garmin G5 Attitude Indicator+**

We have one in the Diamond, so some pilots should be familiar with it.

[Gives a pretty good overview of the G5 in flight](#)

Pilot's Guide - [https://static.garmin.com/pumac/190-01112-12\\_j.pdf](https://static.garmin.com/pumac/190-01112-12_j.pdf)

**Garmin GI275 (with ADAHRS + GPU) Heading Indicator+**

This is the new touch-screen successor to the G5. It has A LOT of capabilities and will interface with the GPS and autopilot.

Not all of the features in these videos will apply to our unit, but I think they provide pilots a good overview.

[Garmin overview of the unit](#)

[Flight review in an all-Garmin Cessna 150](#)

Quick Reference Card - [https://static.garmin.com/pumac/190-02246-13\\_a.pdf](https://static.garmin.com/pumac/190-02246-13_a.pdf)

Pilots Guide - [https://static.garmin.com/pumac/190-02246-01\\_0ka.pdf](https://static.garmin.com/pumac/190-02246-01_0ka.pdf)

**Garmin GPS175 GPS**

[Pilot's overview of the unit](#)

Pilot's Guide - [https://static.garmin.com/pumac/190-02488-01\\_b.pdf](https://static.garmin.com/pumac/190-02488-01_b.pdf)

**Garmin GMX200 Multi Function Display**

Quick Reference Card - [https://static.garmincdn.com/pumac/GMX200Standard\\_CockpitReferenceGuide\\_190-00607-03\\_.pdf](https://static.garmincdn.com/pumac/GMX200Standard_CockpitReferenceGuide_190-00607-03_.pdf)

Pilot's Guide

- <http://www.corporatejetsolutions.com/PDF/Garmin%20Manuals/Garmin%20GMX200%20Pilot%27s%20Guide.pdf>

Cheers!

John Olsen  
Cell: (859) 396-7282





---

## **N65641 Becomes a TAA Aircraft**



---

Our C-172R, N65641, received a Garmin avionics upgrade that allows it to be classified as a Technically Advanced Aircraft ( TAA ) which will mean it can be used to train and test for the Commercial Pilot License. The HI, AI, GPS and moving map units were replaced with newer Garmin avionics.

---

## **Check your badge – Be sure to renew on or before the expiration date**

One LFC member got hit for \$50 when he went to renew his badge. Be sure to renew on or BEFORE the expiration date to pay only \$15 instead of \$50. If you lose your badge, be sure to 'fess up and contact the Airport. Failure to account for the badge will cost you your \$150 badge deposit. If you choose not to renew the badge, you still must surrender the old one to avoid the fine.

---

## **Badge System at KLEX carries \$150 penalty for the club per badge holder**

The badge system implemented at the airport comes with a hefty \$150 fine for the club if a member fails to turn in a badge. In order to get a badge, each member is asked to pony up a \$150 refundable deposit to the club. Then, if the member goes inactive, quits, loses a badge, carries an expired badge, or is deemed financially delinquent, and the member fails to turn in their badge, they will lose their \$150 deposit. Note: We have been advised that public safety officers will be sent to attempt to retrieve a badge if the member fails to heed the clubs demand for return of the badge.

Higher prices are going into effect for new member badges and for eventual renewal of badges: \$50 for a new badge and \$15 to renew.

Click [here](#) to see a pdf file for more details !

Another new requirement: Plan on getting your badge renewed BEFORE it expires; waiting until after it expires

will force the club to demand the return of the expired badge and the airport will force you to go through the FBI fingerprint and the whole new badge process and charge you \$50 instead of \$15.

---

## **N13821 Has Alt-hold Auto Pilot**

To bring our latest acquisition up to the level of the bird it replaced, we installed a autopilot that will climb and descend to an altitude and hold it; it will track a heading bug or or a GPS signal. With the addition of this equipment, the airplane now qualifies as a Technically Advanced Aircraft ( TAA ) and can be used to take the commercial SEL checkride.

---

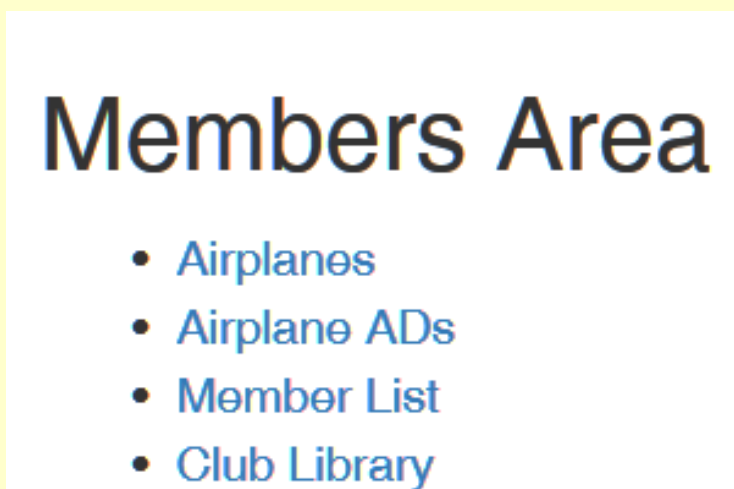
## **CFI's working with LFC members**

Check out the instructors page on the website. <http://www.lexingtonflyingclub.org/Instructors>

---

## **Check out new online CLUB LIBRARY**

In the **MEMBERS AREA** tab on the club website, you will notice a new link labeled **CLUB LIBRARY**... Many of the items previously located here in the newsletter have found a permanent home there. Thanks to StevenW for setting it up and for the many contributors for the articles therein. TONS of good stuff there !



## **Please Re-install new pitot tube covers**

In light of our recent bug-in-the-pitot-tube infestation, we have installed pitot tube covers on all the aircraft. Please reinstall them after each flight and let us know if one goes missing! (Note: the 152 has a built in cover)



---

**Here is a quick reminder / tutorial on a unique savings opportunity that the club offers to you**

As those hourly rates continue to inch upward, here is a link that we have on our website, reminding potential members about the savings that result because we charge on the tach NOT the hobbs. Click [Here](#)

---

## **(Except for over-night reservations) - Wait 30 minutes and the bird is yours**

If you are standing on the ramp on a sunny afternoon and a bird is just sitting there begging to be flown, be aware that the bird can be yours IF the current reservation is 30 minutes old. The reservation system will let you schedule a standby reservation over the top of a reservation once 30 minutes from the start of that reservation has elapsed. **DO NOT take the bird without scheduling it however.**

If YOU are the one who booked the original reservation and you are simply running late, be sure to get on the reservation system before the 30 minutes has elapsed and cancel and re-book the plane from the current time to the end of the original reservation period.

EXCEPTION: The reservation system will NOT allow scheduling over the top of overnight reservations; if you suspect a problem there, it will take an officer to make a decision. If someone has not cancelled an overnight reservation, he/she will be liable for a hour of flying (2 hours on Saturday or Sunday).

---

## **Track the last flight (that flew on an FAA flight plan) for the birds of our fleet !**

[N89652 N213DS N65641 N3001W N13821 N61622](#)

---

## **Check out our Facebook Page !**

With the help of SteveW and JohnO and others, the LFC now has an active Facebook page. Check it out !

---

## **Motion Passed To Provide Rebates/Surcharges On Gas Purchases**

The proposal to grant rebates to members who buy gas at airports cheaper than the going Tac Air rate, and conversely, to reimburse only the Tac Air rate if fuel is purchased at a price higher than the going Tac Air rate has passed by a vote of 40 to 7. Buying 10 gallons of avgas at a rate fifty cents cheaper than Tac Air's rate would result in a credit on your bill for the amount of the purchase plus an additional \$5.00 rebate. Buying 10 gallons of avgas at a rate fifty cents more expensive than Tac Air's rate would result in only being reimbursed the Tac Air rate. **In 2021, this procedure saved members, roughly \$10/hr on the rate on the airplanes.**

---

## **Self Serve Gas Pump Open on the west side at KLEX**

Detailed instructions are available on how to use the Self Serve Pump. Check out Club Library link

on Members Area tab of the club's website

---

## **N65641**



If you check the schedule you will see this addition to the fleet. N65641 was purchased locally and some club members flew it when it was on leaseback with Aerotech. Here are a couple of links to help you get familiar with the bird. If you haven't flown an airplane with fuel injection, get an hour checkout with a CFI to help you get up to speed !

Since the engine is more expensive, we set the hourly rate \$1.50 more than the other Cessna's.

For more information about some useful links to Manuals, and other printed information, **See Club Library section on club website tab labeled Members Area**

The larger size fuel tanks (53 gal useable) in this bird are both a blessing and a curse. With just one or two on board, the extra range is a terrific bonus. But if you want to carry three or four folks, it is a problem. Fortunately, you can fill to the bottom of the filler necks in the tanks and only have 35 gallons useable on board (17.5 gal useable in each tank). Now you can fill to the "tabs" and elect to add, say, 2.5 gallons more per side for a total of 40 gallons available. Of course you'll have to do this yourself or instruct/monitor the fuel guy attentively !

---

## **Diamond Star - DA-40 N213DS**

Checkouts are available from CFI's who have been approved by the Club's Safety Officer. Contact Chris Campbell if you are a CFI or if you (as a FULL LFC member) would like to arrange for your CFI to be

approved for DA-40 checkouts.

Printed copies of the Airplane Flight Manual (AFM) are available for \$15 from our pilot supplies cabinet.

[Here is a PDF file with more info about the bird we bought !](#)

**\*\* NEW \*\*** See Club Library section on website tab labeled **Members Area**

---

## **Archer 01W has a Garmin 430 WAAS-enabled GPS/Nav/Comm unit**

The local radio boys offered us a \$700 discount on Garmin 430W hardware; we also noticed that 01W was not booked for a two week period, so we jumped at the chance to get a timely and frugal installation of a Garmin 430W in our Archer now! Here is a link to find out more about the Garmin 430W ! From here you can also find manuals, simulators and other free stuff.

<https://buy.garmin.com/shop/shop.do?cID=194&pID=301>

---

## **Phone Numbers and Frequencies to Use:**

Flight Service 800-WX-BRIEF

LEX AWOS automated weather: 281-5700

---

## **FAA Wings Update – A Glimpse at the FAA Safety Program**

The FAA has published on the [www.faasafety.gov](http://www.faasafety.gov) website a glimpse at the updated version of the WINGS program.

The FAA has also published a multi-media tutorial. **Click on this link:**  
<http://www.faasafety.gov/files/articulate/wings/default.htm>

---

## **Sign up for notices about Safety meetings**

The FAA has set up a great website where you can register to have them send you emails about safety seminars in your area. There are also many online safety features to review. I'd like to see 100% participation in this program by our members !! The address is: <http://www.faasafety.gov>

---

## **Club Operations at the 9/27 Westside Airport Complex (WESTLEX)**

We have moved club operations over to a box hangar and tie-down spaces over on the 9/27 runway. Operations started February 1, 2015 Car access is from the crash/rescue entrance off Versailles Road. That road has been named George Gumbert Road. Self Serve fuel is available (see blue box below). We have a battery powered tug to make it easy to move birds around. Also, recently purchased is a small air compressor and an air tank that can be used to inflate tires. All birds are tied down except the DA-40; to make room for a bird to be hangered for frosty morning departures.

All fuel purchases will require use of your credit card; turn in your gas

receipts just as if you bought fuel elsewhere.

For a comprehensive tutorial on changes, check out this link:

[LFC New Hangar Transition Guide20150125.pdf](#)

( Thanks for this handy helper, John O ! )

For Questions, or general assistance, please contact Airport Operations: 859.425.3112

---